

Cynap Pure Mini Mirroring Modes

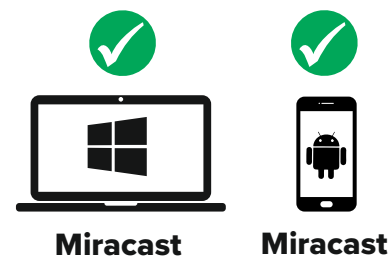
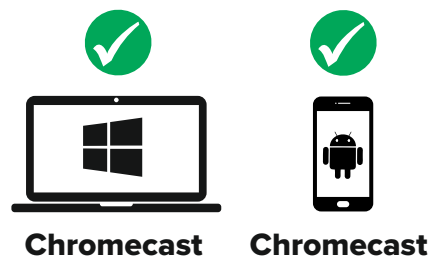
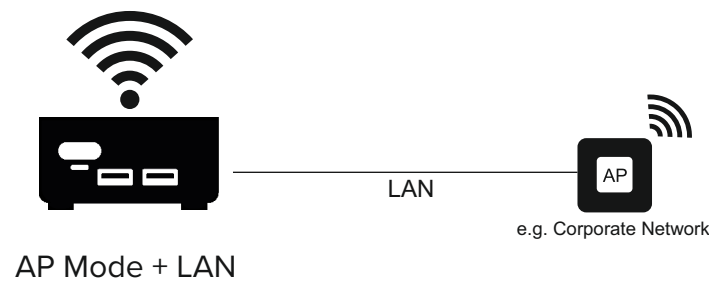
WolfVision
recommended
Miracast and
other possible
Miracast modes



Further
information
about MS-MICE
on last page

Cynap Pure Mini: Mirroring modes

>> Mode: Access Point of Cynap Pure Mini is active + Cynap Pure Mini is connected with LAN to external AP



Cynap Pure Mini settings

Network

LAN: Connected
WLAN (WiFi): Access Point Mode

Mirror

MS-MICE enable: Off

Restrictions / Information

>> Mirroring via Miracast does not work if user device is connected to the SSID of Cynap Pure Mini

RECOMMENDED

Cynap Pure Mini: Mirroring modes


>> Mode: Access Point (AP) of Cynap Pure Mini is active




AP Mode




AirPlay




Chromecast



Chromecast



Miracast



Miracast

Cynap Pure Mini settings

Network

LAN: Not Connected
WLAN (WiFi): Access Point Mode

Mirror

MS-MICE enable: Off

Restrictions / Information

>> Mirroring via Miracast does not work if Windows/Android user device is connected to the SSID of Cynap Pure Mini

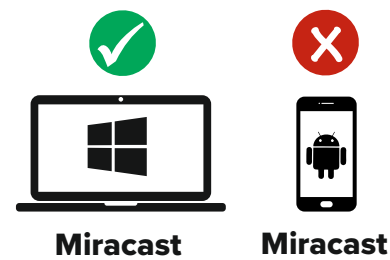
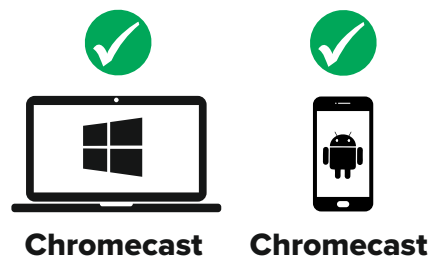
RECOMMENDED

Cynap Pure Mini: Mirroring modes

>> Mode: Cynap Pure Mini is connected via WiFi to external AP ("Infrastructure Mode"), MS-MICE is active & Cynap Pure Mini is connected via LAN to external AP, MS-MICE is active



Infrastructure Mode & LAN
MS-MICE active on WiFi & LAN



Cynap Pure Mini settings

Network

LAN: Connected
WLAN (WiFi): Infrastructure Mode

Mirror

MS-MICE enable: On

Restrictions / Information

>> Miracast mirroring does not work for Android and Windows 8.1 devices because MS-MICE is not supported

>> Miracast mirroring works for Windows (Win10) devices which are connected to WiFi or LAN AP

>> Windows devices (Win 7 or higher) can use WolfVision vSolution Cast app for mirroring as well





RECOMMENDED

Cynap Pure Mini: Mirroring modes

>> Mode: Cynap Pure Mini is connected via WiFi to external AP ("Infrastructure Mode"), MS-MICE is NOT active & Cynap Pure Mini is connected via LAN to external AP, MS-MICE is active



Infrastructure Mode & LAN
MS-MICE active on LAN



Cynap Pure Mini settings

Network

LAN: Connected
WLAN (WiFi): Infrastructure Mode

Mirror

MS-MICE enable: On

Restrictions / Information

>> Miracast mirroring does not work for Android and Windows 8.1 devices because MS-MICE is not supported

>> Miracast mirroring works for Windows (Win10) devices which are connected to LAN AP

>> Miracast mirroring does not work for Windows devices which are connected to WiFi AP

>> Windows devices (Win 7 or higher) can use WolfVision vSolution Cast app for mirroring as





RECOMMENDED

Cynap Pure Mini: Mirroring modes

>> Mode: Cynap Pure Mini is connected via WiFi to external AP ("Infrastructure Mode"), MS-MICE is active & Cynap Pure Mini is connected via LAN to external AP, MS-MICE is NOT active



Infrastructure Mode & LAN
MS-MICE active on WiFi



Cynap Pure Mini settings

Network

LAN: Connected
WLAN (WiFi): Infrastructure Mode

Mirror

MS-MICE enable: On

Restrictions / Information

>> Miracast mirroring does not work for Android and Windows 8.1 devices because MS-MICE is not supported

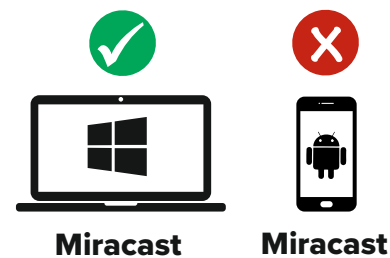
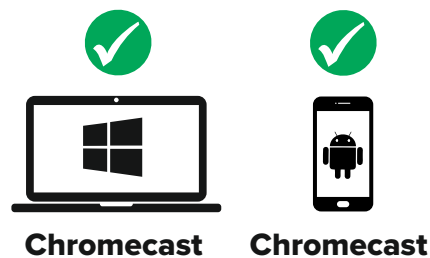
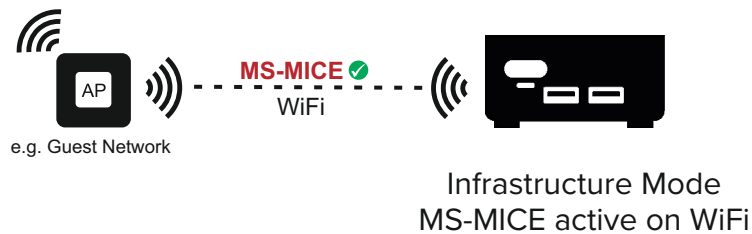
>> Miracast mirroring works for Windows (Win10) devices which are connected to WiFi AP

>> Miracast mirroring does not work for Windows devices which are connected to LAN AP

>> Windows devices (Win 7 or higher) can use WolfVision vSolution Cast app for mirroring as

Cynap Pure Mini: Mirroring modes

>> Mode: Cynap Pure Mini is connected via WiFi to external AP ("Infrastructure Mode"), MS-MICE is active



Cynap Pure Mini settings

Network

LAN: Not connected
WLAN (WiFi): Infrastructure Mode

Mirror

MS-MICE enable: On

Restrictions / Information

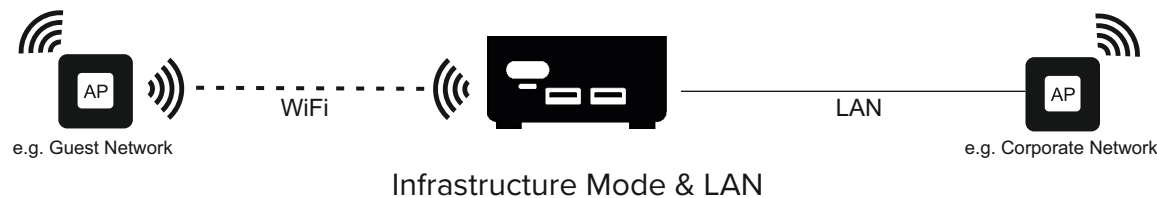
>> Miracast mirroring does not work for Android and Windows 8 devices

>> Miracast mirroring works for Windows (Win10) devices which are connected to WiFi AP

>> Windows devices (Win 7 or higher) can use WolfVision vSolution Cast app for mirroring as well

Cynap Pure Mini: Mirroring modes

>> Mode: Cynap Pure Mini is connected via WiFi to external AP ("Infrastructure Mode"), & Cynap Pure Mini is connected via LAN to external AP



Cynap Pure Mini settings

Network

LAN: Connected
WLAN (WiFi): Infrastructure Mode





Mirror

MS-MICE enable: Off

Restrictions / Information


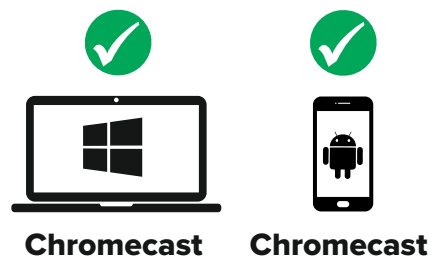
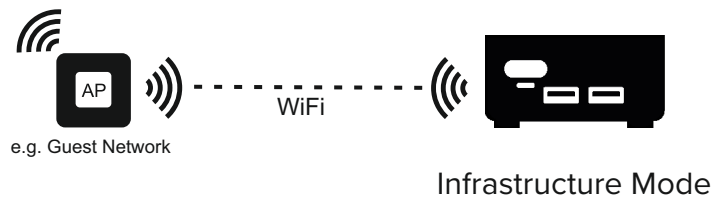
>> Miracast mirroring does not work

>> Windows devices (Win 7 or higher) can use WolfVision vSolution Cast app for mirroring



Cynap Pure Mini: Mirroring modes

>> Mode: Cynap Pure Mini is connected via WiFi to external AP ("Infrastructure Mode")



Cynap Pure Mini settings

Network

LAN: Not connected
 WLAN (WiFi): Infrastructure Mode

Mirror

MS-MICE enable: Off

Restrictions / Information

- >> Miracast Mirroring does not work
- >> Windows devices (Win 7 or higher) can use WolfVision vSolution Cast app for mirroring

MS-MICE Mirroring

General MS-MICE information:

- Windows 10 (v1703) or later is supported
- PIN protection is supported with Windows 10 (v1809) or later.

Cynap settings: Active MS-MICE:

If MS-MICE is enabled, the UDP port 5353 is using multicast DNS (mDNS) for a Miracast connection over an existing network.

mDNS is broadcast to the local subnet of each network interface the Cynap Pure is connected to.

If mDNS is blocked in the network, the Miracast connection fails. In this case a workaround is to create a DNS entry at the existing DNS server to the Cynap Pure Mini hostname.

Cynap Pure Mini sends a beacon via the integrated AP with information about which Miracast settings have been made.

Network requirements:

- UDP Port 5353: Multicast DNS (mDNS) – If mDNS is blocked: a workaround is to make a DNS entry at the existing DNS server
- UDP Port 67, 68: DHCP communication between device and receiver
- UDP Port 19000-19007, 19010-19017: RTP media traffic port for delivering audio and video
- TCP Port 7236: MS-MICE RTSP control port is used to establish and manage session
- TCP Port 7250: MS-MICE control port on which Cynap family systems listen for Miracast packets when Over Existing Network mode is enabled
- TCP Port 50000: Touchback
- UDP Port 19020-19027, 19030-19037: Latency of the mouse cursor is improved when using touchback