



WOLFVISION[®]

1. Connect your screen via HDMI



HDMI

2. Connect your network

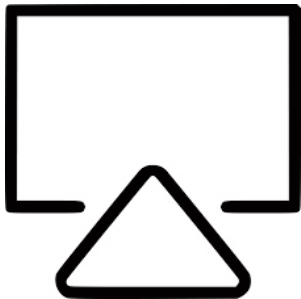
For an optional corporate network integration



3. Plug device into power outlet




4. Ready to go



Connect & Share


Wireless HDMI on Windows 8.1+

1. Press  + K to list local **Wireless Display** receivers.
2. Select your Cynap Pure.
3. **Activate User Input Back Channel** on a Windows PC/laptop to allow touch back control of it via Cynap Pure connected touch screen.

Wireless HDMI on Android

1. Open **Quick Settings**.
 2. Select Miracast, ***Screen Mirroring**
 3. Select your Cynap Pure
- *aka Cast, Smart View, AllShare**


Apple AirPlay on MacBook, iMac

1. Connect to Cynap Pure using the listed Wi-Fi settings.
2. Click  in the menu bar at the top of your screen.
3. Choose your Cynap Pure.

Apple AirPlay on iPhone / iPad

1. Connect to Cynap Pure using your camera to scan the **QR code**.
2. Swipe down to open **Control Center** and tap on **Screen Mirroring**.
3. Tap on your Cynap Pure or swipe down if the list contains more than 3 entries.

Chromecast on Chrome browser

1. Connect to Cynap Pure using the listed Wi-Fi settings.
2. Open Chrome browser and click on browser menu  then click on **Cast...**
3. On Cast menu decide to cast desktop or browser window and select your Cynap Pure.

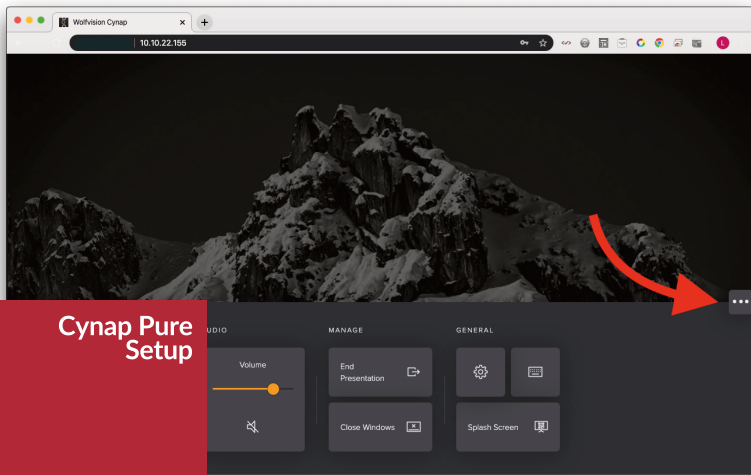
Chromecast on Android

1. Connect to Cynap Pure using your camera to scan the **QR code**.
2. Swipe down to open **Control Center** and tap on **Screen Mirroring**.
3. Tap on your Cynap Pure or swipe down if the list contains more than 3 entries.

Connect and control

Enter Cynap Pure IP address
in your browser.

Click on  to open toolbar.




Cynap Pure Configuration

Click on cogwheel



and use

initial default admin password: **Password**



Cynap Pure
Setup

Network Integration Guide

connected from an existing LAN network, Cynap Pure generates an independent network, and a BYOD enabled (BYOD) can connect to Cynap Pure.

connected from an existing LAN network, Cynap Pure can be connected to an existing LAN network, and also the Guest network can be connected to Cynap Pure.



Available on our website.



Advantages:

- All devices can communicate with each other
- Cynap Pure has access to the internet
- Cynap Pure can also be used for additional devices
- Security issues - BYOD

Advantages:

- All devices can communicate with each other
- Cynap Pure has access to the internet
- Cynap Pure can be used for additional devices

<http://bit.ly/2VqVDm3>

Cynap Pure
Setup

Help!

vSolution Cynap Pure by WolfVision

Version V1.38

About vSolution Cynap Pure by WolfVision

Cynap Pure is a presentation system made by WolfVision.

- Presentation solution for BYOD
- Equally suitable for both business and education
- Attractive intuitive user interface with unique flexible control options
- Powerful processing ensures smooth handling of all content materials
- Supported output resolution up to 4K UHD (2160p, 1080p60, 1080p30 and 2160p60)
- Dynamic content arrangement - automatic optimization of on-screen space

BYOD - Bring your own device

- Wireless mirroring of device content on to a screen, and seamless content sharing without cables
- Mirroring is an excellent solution e.g. for education - students can show their work easily in class by connecting to Cynap Pure
- Maximum flexibility allows iOS, macOS, Android, and Windows devices to be used
- Simultaneous on-screen display for up to 4 devices
- AirPlay mirroring (iOS and macOS)
- Chromecast mirroring (Android and Windows)
- Miracast mirroring, inclusive MDM/MDX support (Android and Windows)
- vSolution Cast by WolfVision mirroring (Windows)
- vSolution App by WolfVision (inclusive mirroring assistance tool for iOS, macOS and Android)

Apps

- vSolution App:
 - Mirroring assistance tool for Android, iOS and macOS (when Bonjour and/or mDNS is not available)
 - Administration and control tool inclusive live view for Android, iOS, macOS, and Windows.
- vSolution Cast: Mirroring tool for Windows
- vSolution Link: Administration Tool, allows firmware rollout and changing background wallpaper.
- vSolution Link Pro: Administration Tool, inclusive backup & restore, template and firmware rollout.

Wide range of control options

<http://bit.ly/2PwwPoK>

Cynap Pure
Setup

THE POWER
OF FOUR



CYNAP Mediahub



CORE Collaboration



PURE Mirroring



CYNAP PURE PRO

